



[After Charles-Amable Lenoir, Wikimedia Commons]

Fibrous Nano and Advanced Materials

Asmus Meyer-Plath

Federal Institute for Occupational Safety and Health (BAuA), Berlin

Unit 4.5 - Particulate Hazardous Substances, Advanced Materials

meyer-plath.asmus@buaa.bund.de

b a u a :



[After Charles-Amable Lenoir, Wikimedia Commons]

Pandora with her box
full of plagues (and hope)

(The plagues were meant to compensate for
Prometheus' intellectual property theft
of heavens' fire science for mankind.)

[Greek Mythology]



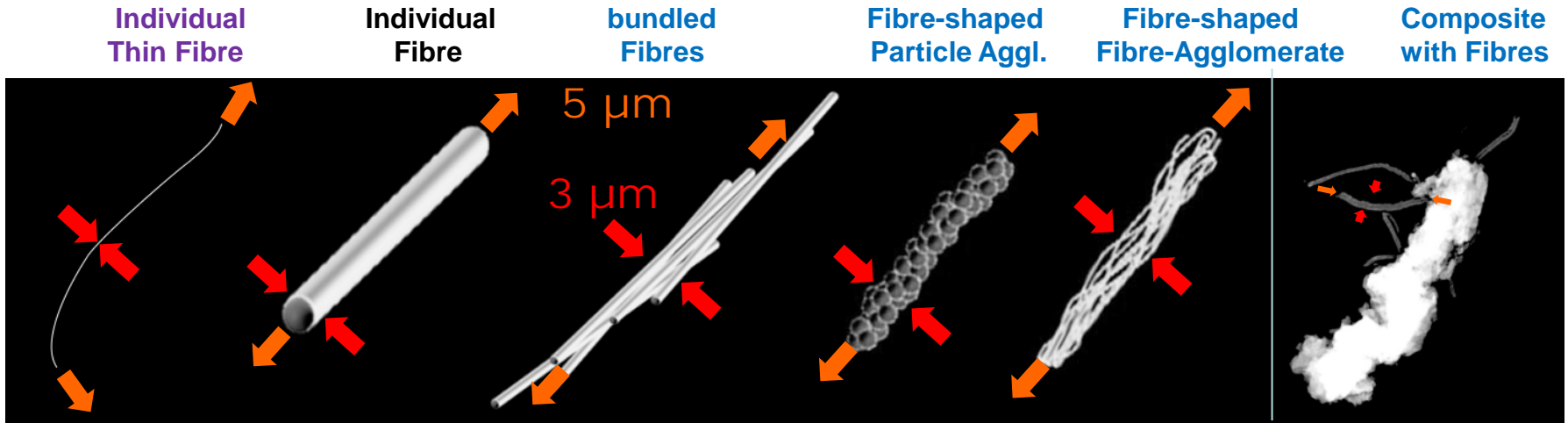
[After Charles-Amable Lenoir, Wikimedia Commons]

Pandora with her box
full of plagues (and hope)


Science is a perpetual source of new hopes and new plagues.

What new plagues will materials science
fill into Pandora's Box?

What is a WHO „Fibre“ ?



A fibre is what looks like a fibre,
so we have to negotiate the image resolution !



Compact and also **non-compact objects** as well as **thin nano fibres** (below standard resolution) are to be considered as WHO fibres !

How big is the world of
nano and advanced fibres types
to be tackled by OSH?

Currently,

Nanofibre Technology Push exceeds Market Pull

Material-inventing developers bear responsibilities!

Technology push

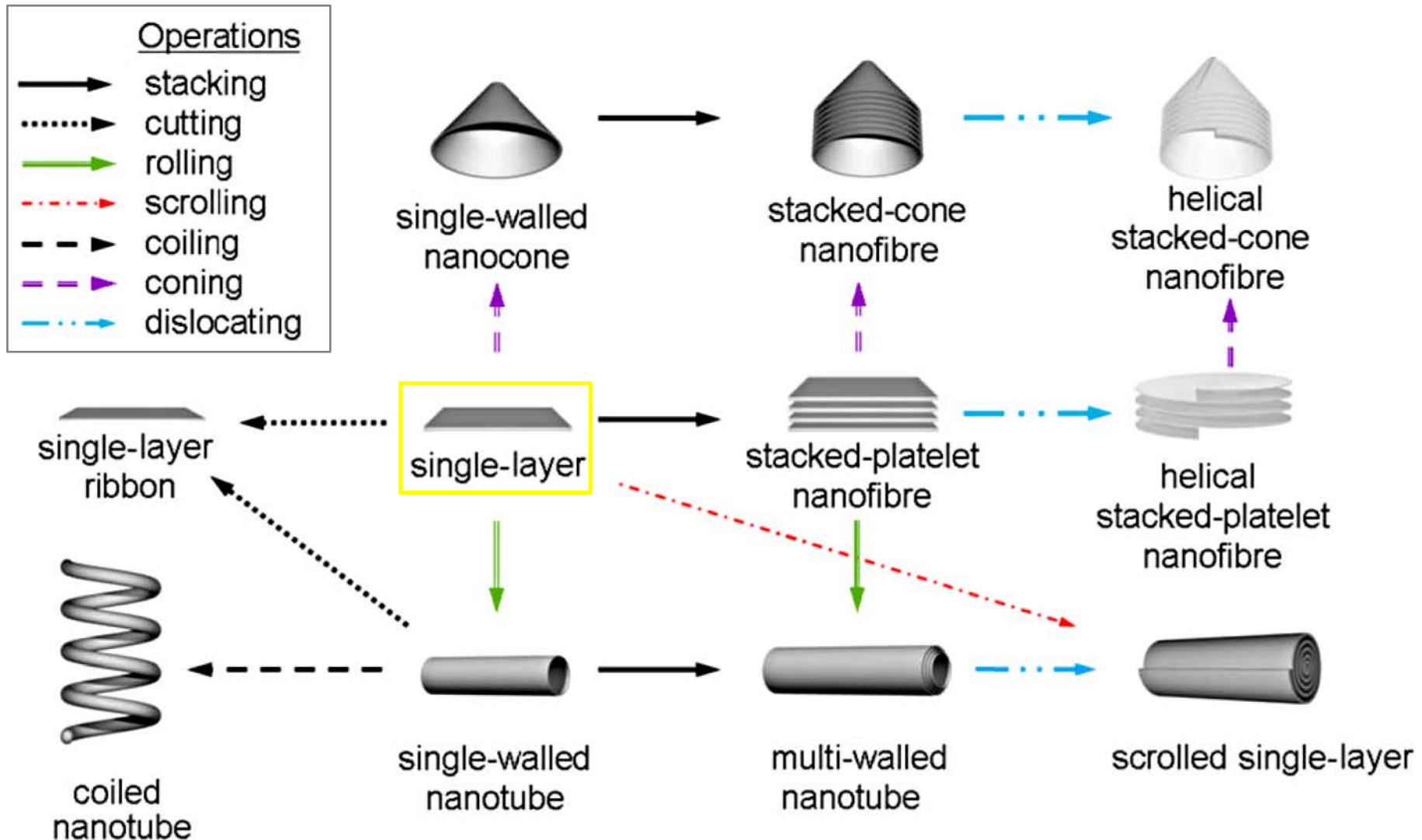
The possibilities of materials scientists to develop new fibres variants are

GIGANTIC!

How big is the nanofibre cosmos already?

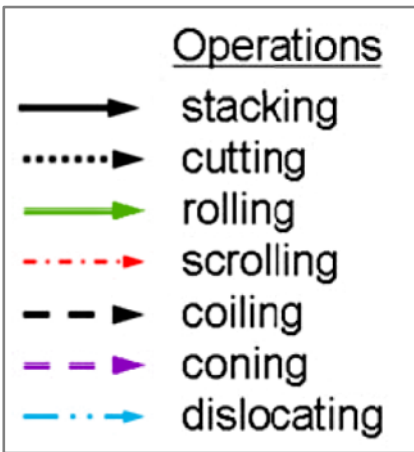
The "Grammar" of Fibrogenesis from Flat Materials

like C, GO, BN, MoS₂, WS₂, NbSe₂, ...

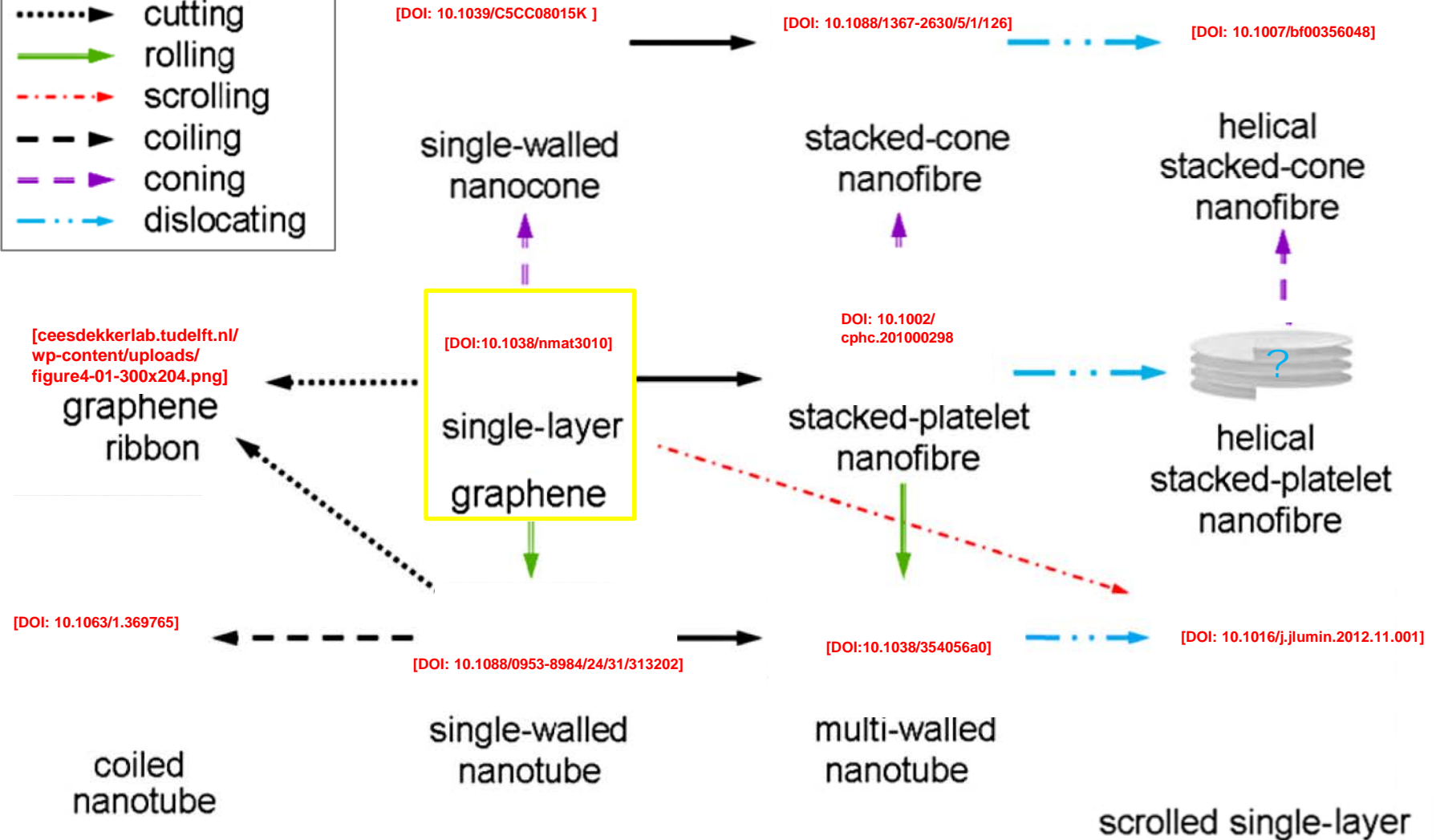


Inspired by [I. Suarez-Martinez et al. Nomenclature of sp(2) carbon nanoforms. Carbon 50(3):741-747 (2012). DOI: 10.1016/j.carbon.2011.11.002]

The Products of Fibrogenesis from Carbon



Please note: Due to copyright issues, pictures of actual products cannot be shown, but can be viewed in the publications cited



5 Major synthesis concepts for
new nano and advanced
fibre plagues (and hopes)
for Pandora's Box !



[BAuA]


Filling Pandora's Box

Part 1

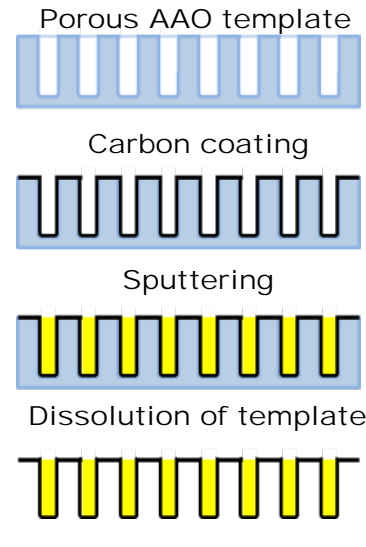
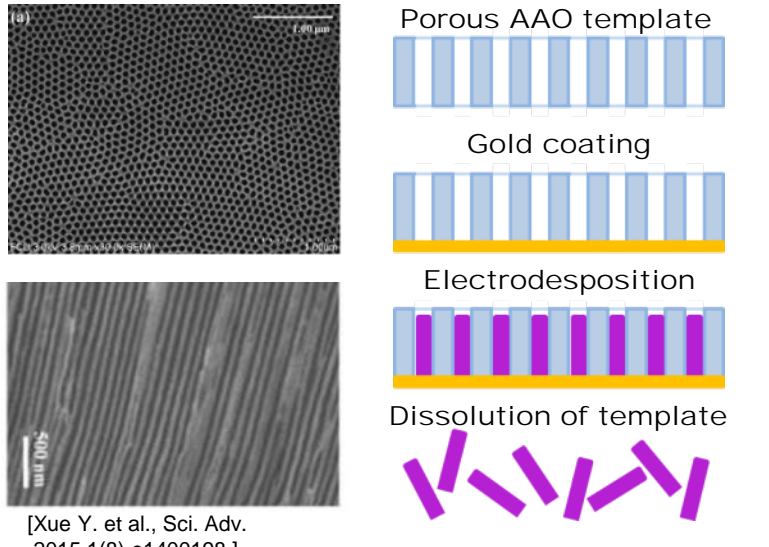
Nanofibres from Porous Templates

Nanoporous templates shape substances into fibres
(Catalyst-free synthesis)

Nanofibres from Porous Template Filling

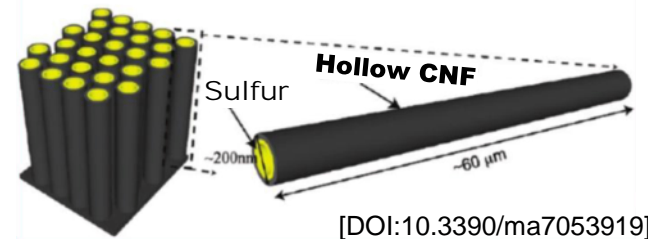


Concept: Electrochemical or PVD filling of AAO nanopores followed by dissolution of the template



Variants:

- ALL metals possible
- Semiconductors
- Carbon
- Core-shell structures



Maturity: R&D level

β -In₂S₃ Nanowires

Applications:

- Catalysis
- Composites
- Energy storage
- Electronics

Fig 1d from
[DOI: 10.1007/s11671-009-9357-z]

For picture see
[DOI: 10.1039/B614300H]

Potential Hazard

- Biopersistence
- Respirable fibres
- Possible Rigidity
- Catalyst impurities
- Chemical composition



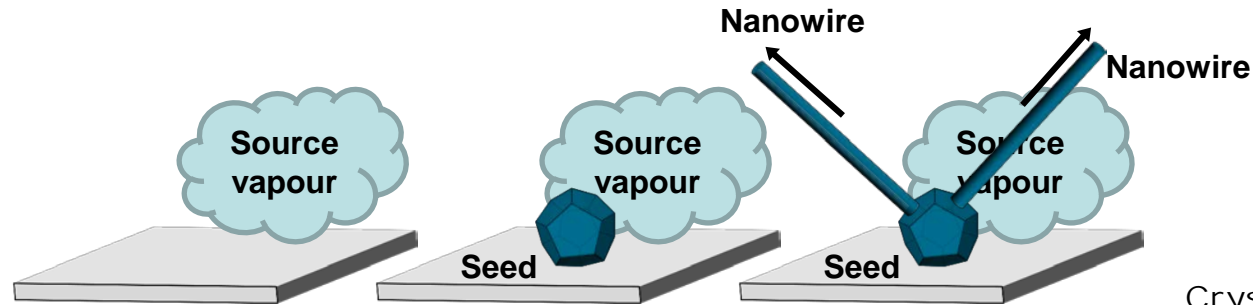
[BAUA]

Filling Pandora's Box Part 2 Nanofibres from Crystal Growth

A substance forms crystal seeds that induce fibre formation

Crystalline Nanowhiskers from Vapour Synthesis

Concept: Synthesis of seeds that induce fibre crystallisation from vapour



Crystalline whiskers
of submicron diameter

Maturity: Commercial and R&D

Tungsten

GaSe

Applications: Catalysis, Composites,
Solar cells, Electronics

Variants: Tungsten, Silicon,
ZnO, ZnS, GaSe,
SiC, SiN, ...


For picture see:
[Hou L.-Z. et al., Trans. Nonferrous
Met. Soc. China 23(2013) 2323-2328.]

For picture see:
[DOI: 10.1088/0957-4484/
18/35/355306]

Potential Hazard	<ul style="list-style-type: none">• Biopersistence• Respirable fibres• Rigidity possible• Catalytic activity• Chemical composition• Crystallinity
------------------	--

Highlight: SiC Whiskers for Composites

Concept: Synthesis by carbo-thermal reduction of SiO_2
Rice husk ash is used as low-cost precursor



[A. Meyer-Plath]



1400°C

See figure 5 from
[10.1111/j.1151-2916.1991.tb06856.x](https://doi.org/10.1111/j.1151-2916.1991.tb06856.x)

“a very high modulus
rigid rod nanotube
which is unbreakable
at supplied lengths.”

[Manufacturer information]

Maturity: Mass production level


Applications:

High-volume applications as
reinforcing agents in composites:


Ceramics (Al_2O_3 , ZnO , SiN , ...),
Polymers, Fluoropolymers,
Metals, 3-D-Printing,
Scratch-resistant non-stick Cookware

“SiC whiskers/microfibers are not a hazardous substance according to Regulation (EC) No. 1272/2008 (CLP). [...] However, some agencies list SiC whiskers/microfibers as potential carcinogens, based on limited experimental animal data that suggests a carcinogenic effect. Any potential carcinogenicity of SiC whiskers/microfibers is limited to chronic overexposure of dry, respirable dust. No data exists for humans.”
[ACM SiC Whisker Microfibre MSDS]

Non-brittle cutting tools made of Al_2O_3 - SiC_w composites



(a)



(b)

[www.intechopen.com/books/properties-and-applications-of-silicon-carbide/properties-and-applications-of-ceramic-composites-containing-silicon-carbide-whiskers]



[BAuA]

Filling Pandora's Box Part 3

Nanofibres from Catalytic Growth

Nanoscale catalyst particles
decompose and crystallize precursors into fibre shape

Most prominent

Catalytic CVD for Carbon Nanotube Mass Production

Concept: Catalyst particles decompose the precursor and shape the fibre


See Figure 7 from
[DOI: 10.1021/nl0624824]

[DOI:10.1038/354056a0]

Catalyst



Maturity: Mass production level



[A. Meyer-Plath & S. Benemann, BAM]

Mass production by fluidized bed processing

Applications: Catalysis, Composites, Li-Ion-Batteries, Transparent electrodes, Heating, EM Shielding

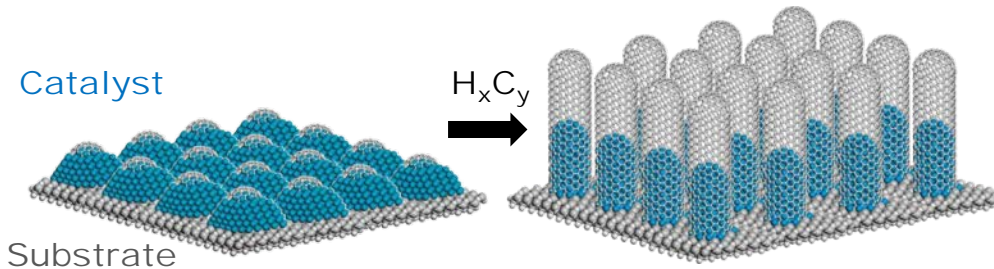
Variants: Most industrial MWCNTs are thinner than 20 nm.

Potential Hazard	<ul style="list-style-type: none">• Biopersistence• Respirable fibres• Rigidity possible• Catalyst impurities
-------------------------	--

**Better
Control**

Vertically-aligned Carbon Nanotubes

Concept: Catalyst-coated flat substrates



For picture see:
[DOI: 10.1039/C2JM32270F]

Maturity: Commercial production level

Multi-walled CNT carpets

Single-walled CNT carpets

For picture see:
[DOI: 10.1088/0957-4484/23/30/305401]

For picture see:
[Hata K. et al., 2004 Science 306, 1362]

Variants:
Catalyst size
and process
duration
allow
controlling
wall number
and
tube length.

Most
industrial
MWCNTs
are thinner
than 20 nm.

Application Highlight: VA-CNTs in nano-enhanced carbon fibre composites

[<http://www.n12technologies.com>]

CF_⊥
Prepreg Layer

VA-CNT
Resin

CF_{||}
Prepreg Layer

VA-CNT

[<http://hdl.handle.net/1721.1/71233>]

VA-CNT transfer
to CF prepreg

[<http://hdl.handle.net/1721.1/71233>]

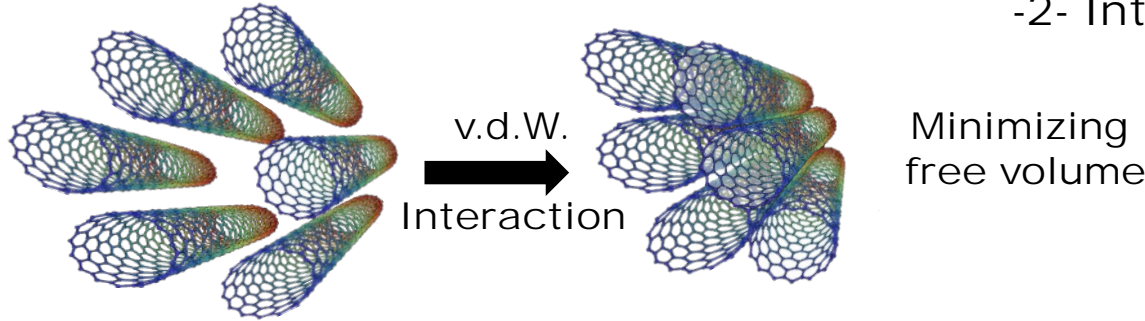
Company claims:

- Industrial-scale production of VA-CNTs
- Improved thermal vertical conductivity
- Interlaminar reinforcement for reduced delamination

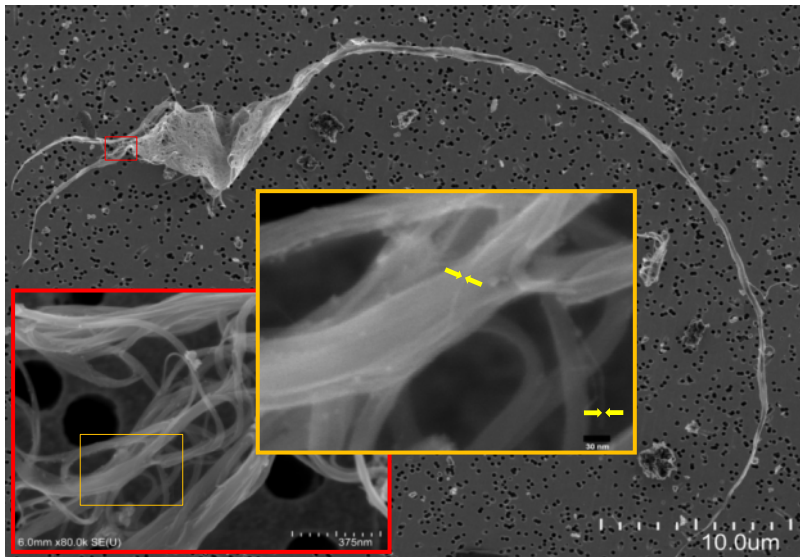
... Manufacturing,
failure testing
and recycling
need exposure
control expertise

Hierarchic Nanofibres: Bundled Nanofibres

Concept: -1- (Spontaneous) (unintended) bundling of highly flexible NFs
 -2- Intentional spinning of NFs

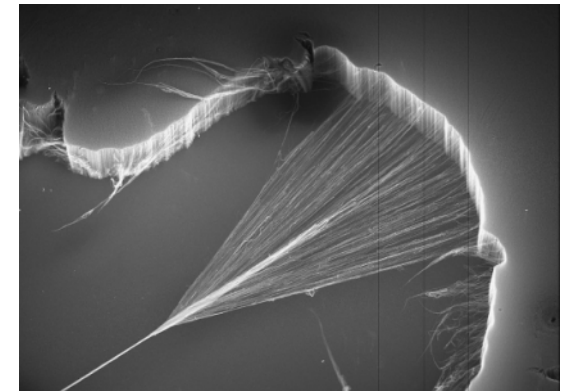


Maturity: Commercial (unintended) and pilot (yarn and braid) production



[BAuA]

picture see
[\[http://www.photon.t.u-tokyo.ac.jp/~maruyama/ACCVD/TEM1.jpg\]](http://www.photon.t.u-tokyo.ac.jp/~maruyama/ACCVD/TEM1.jpg)



[CSIRO SciencImage 1074]

Applications: Ultra strong yarns
 Light-weight cables

baaa:

Potential Hazard	<ul style="list-style-type: none"> • Biopersistence • Respirable fibres • Collective rigidity • Catalyst impurities
------------------	---



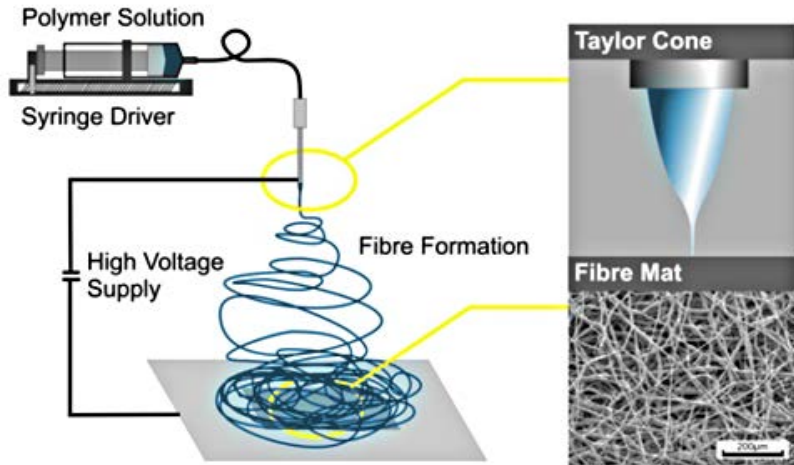
Filling Pandora's Box Part 4

Nanofibres from Electrospinning

Electric fields shape solutions and melts into fibres


Electrospun Nanofibres

Concept: Strong electric fields draw solutions or melts into fibres



Electro-spun Polymer Fibre
∅ 3-1000 nm
... very long ...

Maturity: Mass production level



[Kehren, D., et al. (2014). *Polymer* 55(9): 2153-2162.]

Variants:

- Many different polymers

Applications:


- Nonwovens
- Filtration
- Composites

Potential
Hazard

- Biopersistence
- Respirable fragments
- Rigid fragments
- Chemical composition

[A. Meyer-Plath]

Application Highlight: Electrospun Polymer Nanofibres for Filters



“An **innovative technology** redefines for dust removal from welding, cutting and coating processes. **Nonwovens** with a **nanofiber lining** assure efficacious filtration of ultra-fine, difficult-to-handle dusts and smokes.”

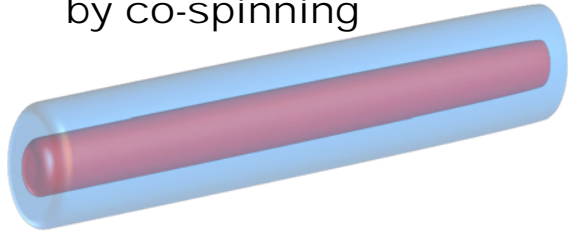
“Filters are **highly resistant to chemicals**, **microbiologically inert** and meet all hygiene requirements.”

... Handling and recycling may release respirable fibres

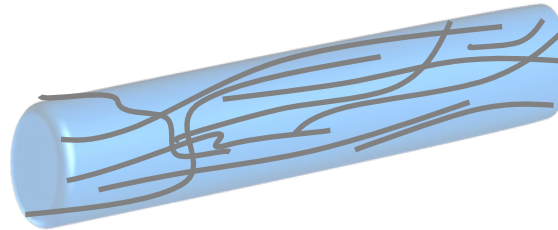
Electrospun Composite Nanofibres

Concept: Spinning of suspensions and co-spinning of polymer solutions

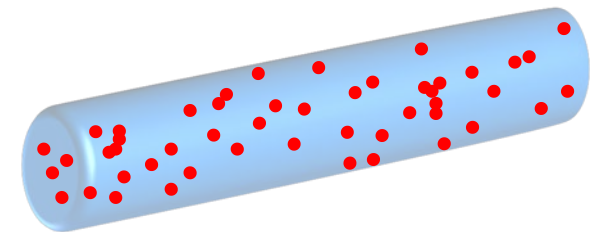
Chemical Filling
by co-spinning



Carbon Nanotube Filling



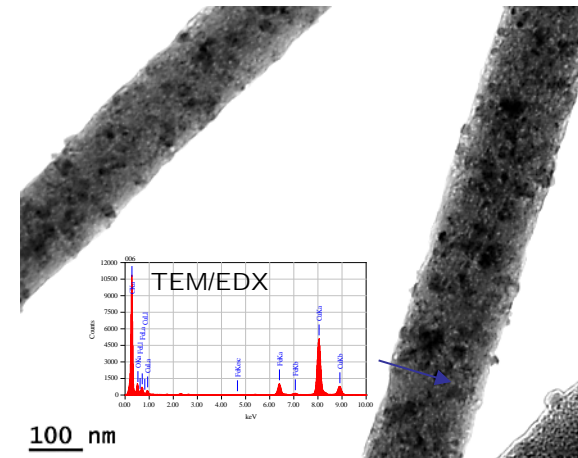
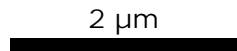
Nanoparticle Filling



Maturity: Research level

[www.nitta.co.jp/en/?post_type=newtech&p=7519]

[Kehren, D., et al. (2014). *Polymer* 55(9): 2153-2162.]



[A. Meyer-Plath, BAM]

Applications:

Pheromon loading
for biocide application

Conductive polymer
High modulus fibres

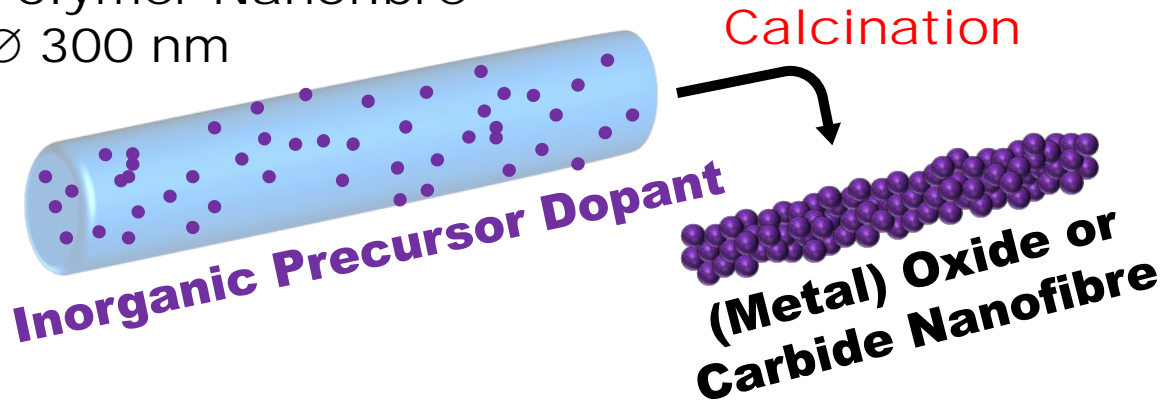
Catalytically active
and precursor fibres ...

Potential Hazard	<ul style="list-style-type: none"> • Biopersistence • Respirable fragments • Rigid fragments • Chemical action 	<ul style="list-style-type: none"> • Biopersistence • Respirable fragments • Rigid fragments 	<ul style="list-style-type: none"> • Biopersistence • Respirable fragments • Rigid fragments • Catalytic action
------------------	--	---	---

Doped Polymer-derived Inorganic Nanofibres

Concept: Spinning of doped polymer solutions followed by calcination


Electro-spun
Polymer Nanofibre
Ø 300 nm




Variants:

- Silicon carbide
- Silicon oxide
- Aluminium oxide
- Titanium oxide

Maturity: Research level



[BAuA]



[BAuA, BAM]

Applications:

- Catalysis
- Composites

Potential Hazard

- Biopersistence
- Respirable fragments
- Rigid fragments
- Catalytic action

Hierarchical Fibres – CNT-overgrown CNFs

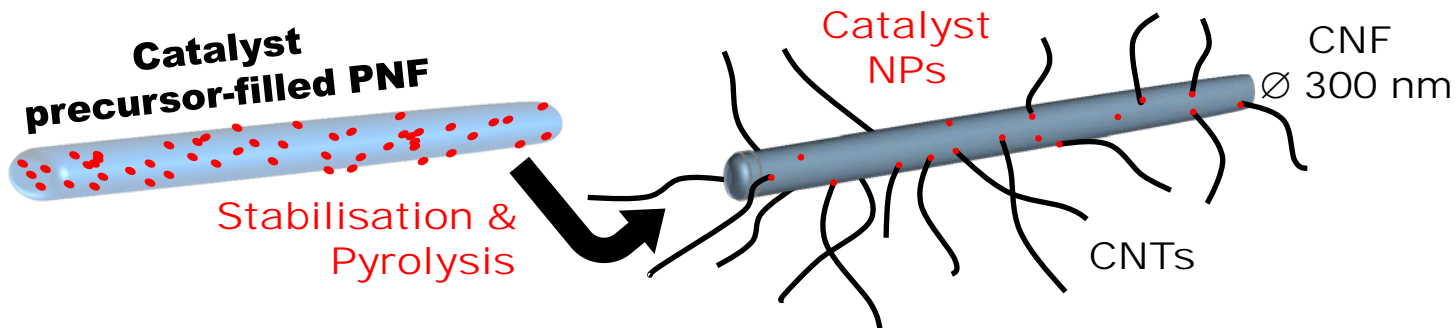
Concept: Electro-spinning of doped polymers followed by stabilisation, pyrolysis and CVD growth

Variants:

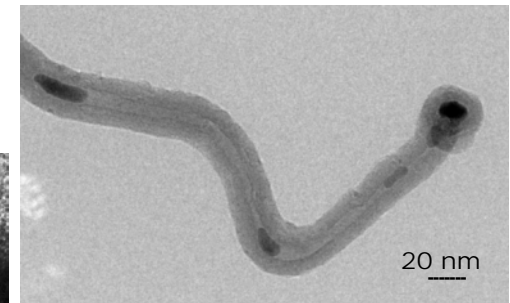
- Microscale CF
- Nanoscale CF

Applications:

- Composites
- Ultrasound



Maturity: Research level



[I. Dörfel, BAM]


PAN
+
Catalyst
Precursor

Carboni-
zation ↓

CNF

+
C₂H₄

cCVD ↘



[A. Meyer-Plath, BAM]

Potential Hazard

- Biopersistence
- Respirable CNT release
- Nanoparticle release
- Rigid fragments
- Catalytic action



Filling Pandora's Box Part 5

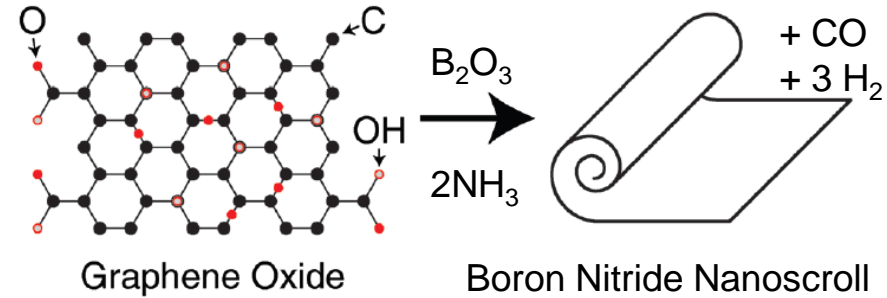
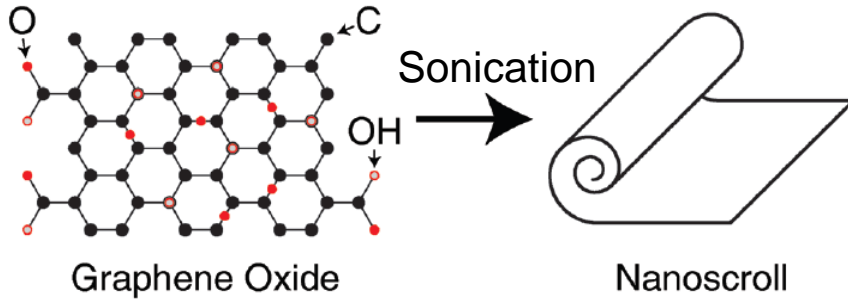
Nanofibres from Self Organisation

Transformation of flat material to fibres

**Similar,
but different**

Nanoscrolls, not Nanotubes


Concept: Self-organisation of layered materials to nanoscrolls



Maturity: Advanced research level

Applications: ???

Ma, C. Y., et al. (2011). Chem Asian J 6(6): 1331-1334.



[Amadei, C. A., et al. (2016). Nanoscale 8(12): 6783-6791.]

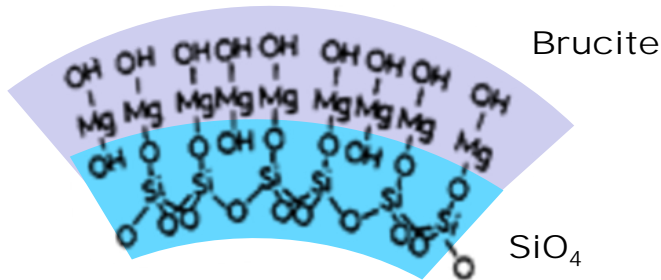
Potential Hazard	<ul style="list-style-type: none"> • Biopersistence • Respirable fibres • Rigidity possible • Reactive surface • Chemical composition
-------------------------	--

How many hazardous fibre types
will OSH experts have to face?

An old Acquaintance

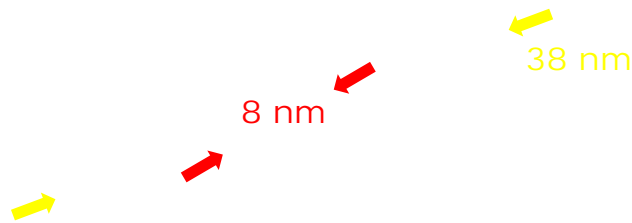
Chrysotile is a (bundled) Nanoscroll

Nature's Concept:



Double layer system with internal stress but limited bending elasticity

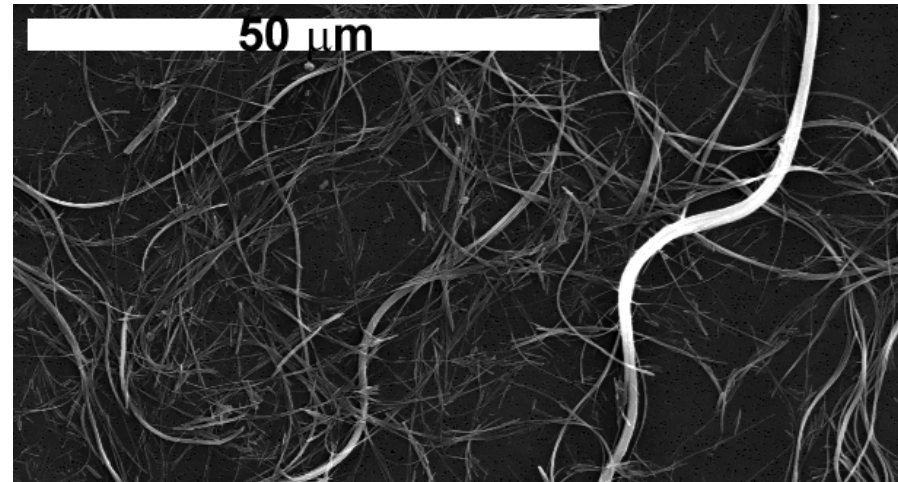
Realisation:



See Figure 12 from:
[Lotz, B. and S. Z. D. Cheng (2005). Polymer 46(3): 577-610.]

Mean inner diameter \approx 8 nm
Mean outer diameter \approx 38 nm
Maximum reported o.d. \approx 85 nm

Chrysotile UICC B



[usgsprobe.cr.usgs.gov/picts2.html]


Chrysotile is a Nanofibre!

Potential Hazard


- Biopersistence
- Respirable fibres
- Rigidity possible
- ROS

Many Asbestoses contain Nanofibres

thinner than 200 nm which are often **not counted**

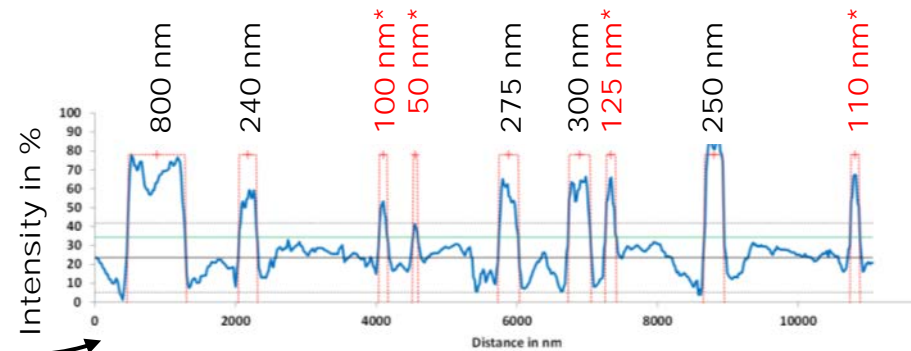


[Creutzenberg, O., et al. (2005). Schriftenreihe der BAuA.]



Confirmed for :

- Chrysotile, UICC B
- Amosite, UICC
- Anthophyllite, UICC
- Winchit-Richterit, Libby
- Krokydolith, BAuA

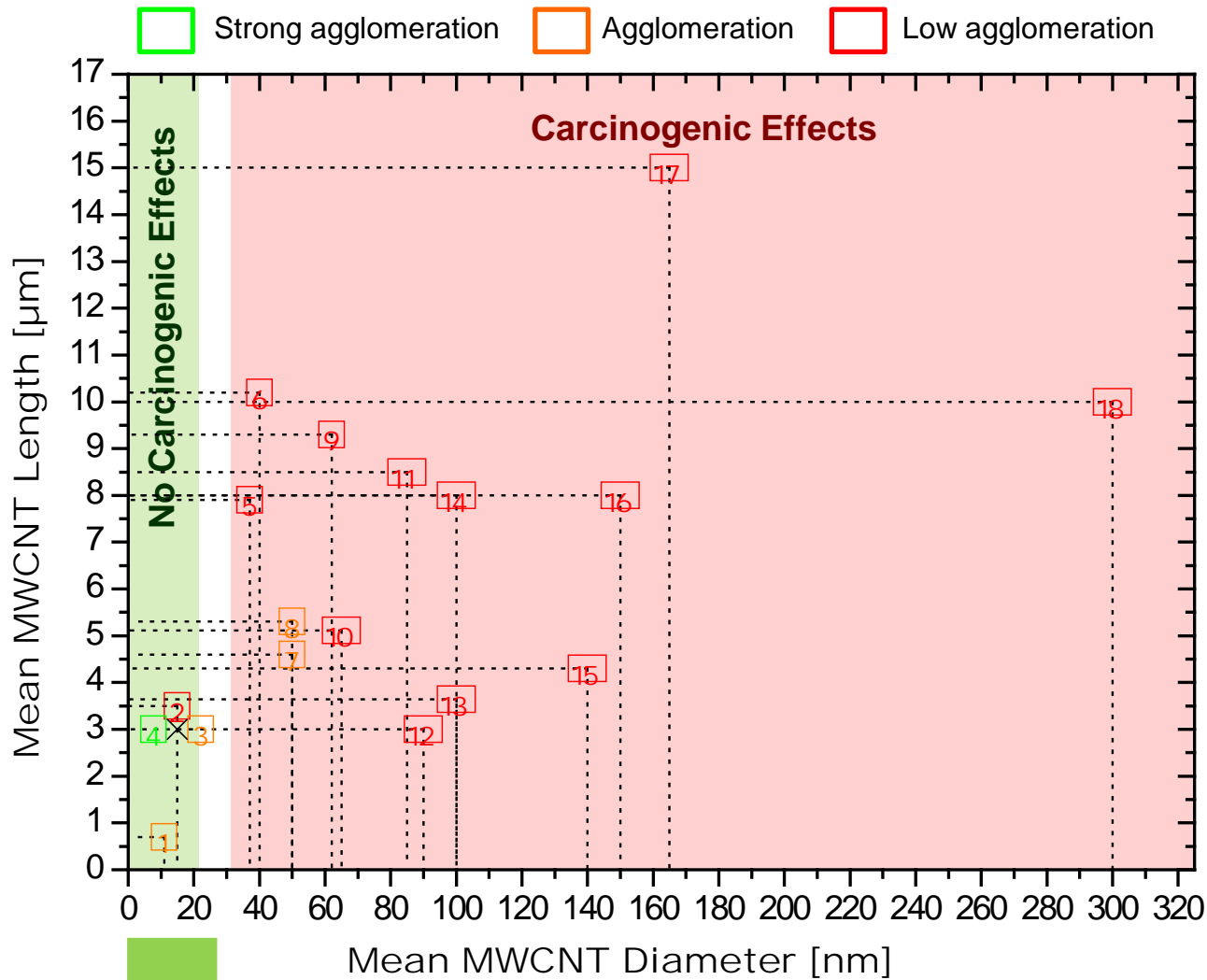


What are the health effects of nanoscale asbestoses?

**Asbestosis
Potency**

Carcinogenic Effects of Carbon Nanofibres

- Literature on Intraperitoneal Testing -



[1] Muller, J., et al. (2009) Toxicol. Sci. 110(2): 442-448

[2,17] Murphy, F. A., et al. (2011) Am. J. Pathol. 178(6): 2587-2600

[3,16] Xu, J., et al. (2014) Cancer Sci. 105(7): 763-769

[4,7-8,15] Nagai, H., et al. (2011) Proc. Natl. Acad. Sci. USA 108(49)

[5-6,9,11] Rittinghausen, S., et al. (2014) Part. Fibre Toxicol. 11: 59

[10,13] Xu, J., et al. (2012) Cancer Sci. 103(12): 2045-2050

[12] Sakamoto, Y., et al. (2009) J. Toxicol. Sci. 34(1): 65-76

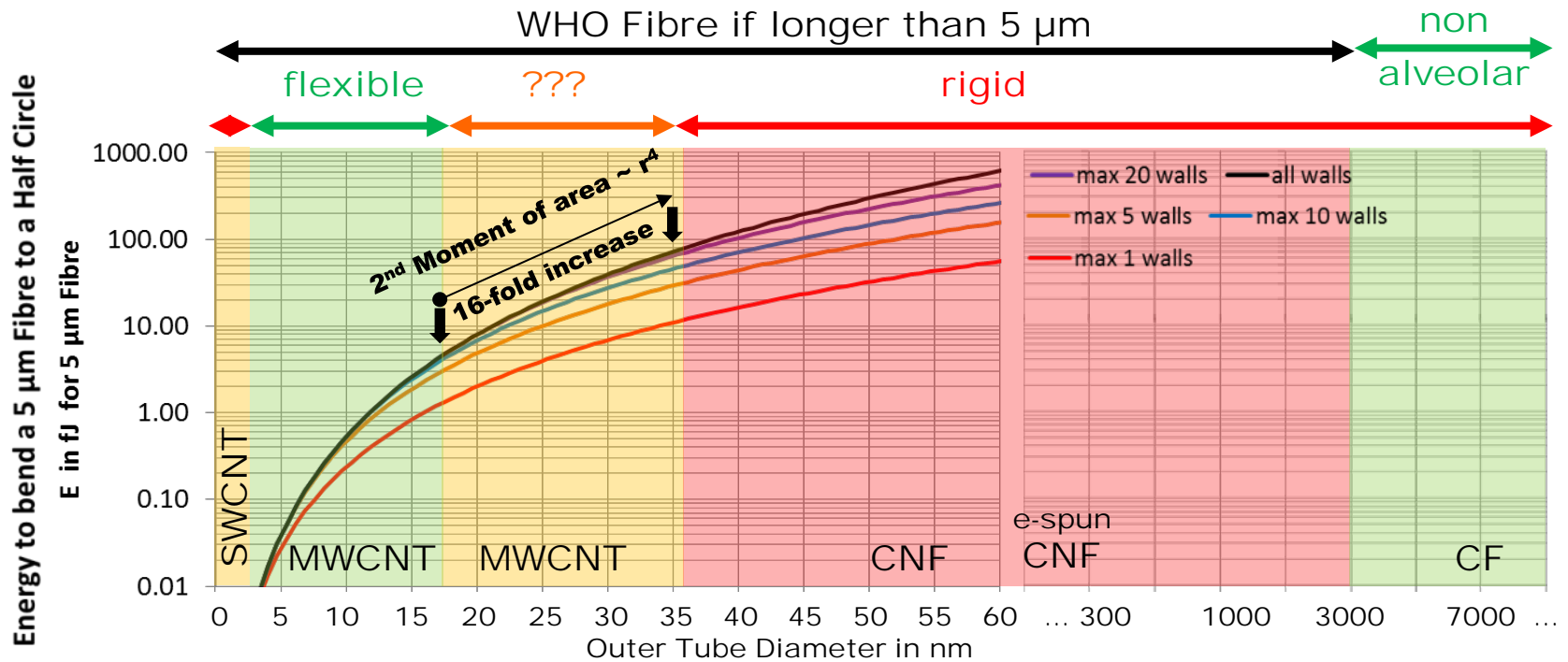
[14] Takagi, A., et al. (2008) J. Toxicol. Sci. 33(1): 105-116

[18] Sargent, L. M., et al. (2014) Part. Fibre Toxicol. 11: 3

[F. Herzberg, BfR]

Hypothesis: Nanofibres thinner than 20-30 nm may be safe to use!

Why may thin fibres be safe to use?



[Arias, I. et al. (2008). Phys. Rev. Lett. 100(8): 085503.]

Spontaneous bundling possible ?

Probably flexible.
Safe to use ?

Most probably rigid.
Must be counted !

Not respirable

Open Questions

What is the **nanofibre** content of **asbestoses**?

&

Which **nano and advanced fibre** variants
may have **asbestos-like** properties?

Critical Fibre Morphologies

Respirable, biopersistent and rigid fibres :


- Amorphous or crystalline (semi) metal (oxide) nanofibres




- Respirable electrospun polymer or carbon fibre fragments



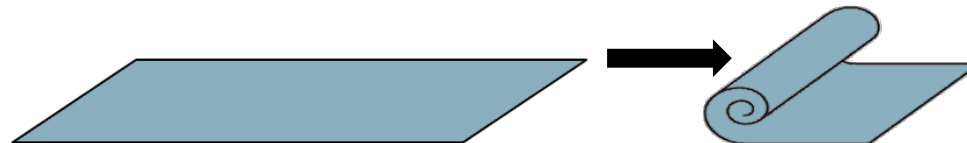
- (Degradable) high NF/NP-dose carrying "trojan horse" fibres



- (Unintentionally) formed collectively rigid fibre bundles



- Flat materials (unintentionally) forming nanoscrolls



Conclusions

While **asbestos fibres could only be *selected***,
nano and **advanced fibres can be *designed***.

This should be used to minimize fibre-related hazards!

Material developers thus need:

- Guidance and governance
- Training on **fibre hazards** and **safer-by-design principles**.

Sufficiently flexible nanofibres may be safer by design
they may **behave not like fibres** but **granular particles**.

What means “**sufficiently**” **flexible** exactly?

Asbestos-like nano and advanced fibres

like electrospun Polymers, CNTs, Ag-NWs, SiC_w, SiN_w, ...

are on the market!

The use of such materials in not exposure-controlled environments like building sites is a matter of serious concern.

More information is needed on:

- Annual production volumes
- Main material variants
 - Mass applications
 - Life-cycle safety.

For innovative products, such information is hard to obtain.

Sustainable innovations require collaboration with (O)SH experts.



[Photo credit: Tony Rich, www.adorama.com]

Pandora's Box of the 20th century

Thank you !

baaa: